







Getting Started


Congratulations, you are ready to begin the second phase of your driver education — behind-the-wheel instruction. Since Mansfield Driving Academy is a member of Schedule 2 Drive, you will be able to quickly and easily schedule your driving sessions via the Internet!




Before you can schedule your first drive, you will need to obtain your learner's permit and complete the following 3 easy steps.

1. Register for a Schedule 2 Drive account.

- a) Go to www.schedule2drive.com.
- b) Click the  button.
- c) Enter your school code (c2451), first name, and last name and click the  button.
- d) Enter your permit number, high school, birthday, address, city, state, zip code, phone number, email address, and your parent's email address. You will be asked for your permit number and birthday twice because you will use this information to log in to the system.
- e) Click the  button.
- f) Verify the information you entered to ensure it is correct and click the  button.

2. Pay the one-time \$10.00 fee using a credit card or a money order.

- a) Select a payment option and click the  button.
- b) Follow the steps below based on the payment method chosen.

Credit Card	Money Order
<ul style="list-style-type: none">▶ Enter your billing and credit card information.▶ Click the  button.▶ Click the  button.▶ Print a copy of the order confirmation for your records.	<ul style="list-style-type: none">▶ Print out the money order payment information form and mail the form, along with your money order to the address below: <p style="text-align: center;">Schedule 2 Drive 124A Schertz Pkwy Schertz, TX 78154</p>▶ Money orders may take up to 10 days to process.
Pay Later	
<ul style="list-style-type: none">▶ Log on to the Schedule 2 Drive site using your permit number and birthday.▶ Select the Amount Owed tab and click on the  button.▶ Select a payment method and follow the steps above based on the payment option chosen.	

3. Have your account activated by Mansfield Driving Academy.

After your payment has been received, you will need to have your account activated by Mansfield Driving Academy. This typically happens automatically. If you are still unable to schedule drives and you know your payment has been received, please call the office at 817-225-2808.