







Getting Started

Congratulations, you are ready to begin the second phase of your driver education — behind-the-wheel instruction. Since Mansfield Driving Academy is a member of Schedule 2 Drive, you will be able to quickly and easily schedule your driving sessions via the Internet!

1. Register for a Schedule 2 Drive account.

- a) Go to www.schedule2drive.com.
- b) Click the  button.
- c) Enter your school code (c2451), first name, and last name and click the  button.
- d) Enter your permit number or student ID, high school, birthday, address, city, state, zip code, phone number, email address, and your parent's email address. You will be asked for your student ID and birthday twice because you will use this information to log in to the system.
- e) Click the  button.
- f) Verify the information you entered to ensure it is correct and click the  button.

2. Have your account activated by Mansfield Driving Academy

Your account will be activated by Mansfield Driving Academy. This typically happens automatically.

If you have any questions, please call the office at 817-478-5575.